

CupboardsEXpress



HIGH QUALITY

EDMONTON NORTH
SHOWROOM & MANUFACTURING
Northside@cupboardsexpress.com
13030 - 146 Street, Edmonton, AB
780.413.2261



AFFORDABLE PRICES

CALGARY NORTH
SHOWROOM & WAREHOUSE
CalgaryNorth@cupboardsexpress.com
Bay C, 2020 - 32 Avenue, Calgary, AB
587.353.9904



FULL CUSTOMIZATION

CALGARY SOUTH
SHOWROOM
COMING SOON!
1307-11501 Buffalo Run Blvd
Tsuut'ina, AB



READY IN 2 WEEKS

RED DEER
SHOWROOM
RedDeer@cupboardsexpress.com
101, 6660 Taylor Drive, Red Deer, AB
403.986.6464

PROUDLY MADE IN ALBERTA SINCE 1958

WHO WE ARE



Photo courtesy Delize Inc.

We at Cupboards Express and our parent company, Delton Cabinets, have been manufacturing custom kitchen cabinets in Edmonton for over 60 years using Alberta tradespeople and top quality materials.

	BIG BOX STORES	Cupboards Express 
Made In Alberta	?	✓
Fully Assembled	?	✓
Factory Direct Pricing	?	✓
Available in 2 Weeks	?	✓
Customization Options	?	✓

Cabinet Experts
to serve you!

MAPLE DOORS

Maple cabinets have a fine, indistinct grain making it a popular choice for contemporary designs. This hard, light coloured wood finished to a fine luster. Although generally understated, maple develops a sophisticated character when skillfully treated with dark penetrating stain stains.



STAIN OPTIONS



*Additional charges apply

HICKORY DOORS

With its rich colour variation and distinguished dark lines, hickory provides a unique look. It takes stains consistently and is exceptionally strong and durable.



STAIN OPTIONS



*Additional charges apply

Colours may vary slightly depending on your viewing device.



OAK DOORS

Oak is a cabinetmaker favourite for its strength, stability and consistency. Stains accentuate its distinctive grain for a timeless look and unmatched durability.



STAIN OPTIONS



*Additional charges apply

CHERRY DOORS

Adding value to any home, cherry is often considered the king of cabinet woods. Taking all finishes well, its variable and unique grain pattern provides an air of refined luxury.



STAIN OPTIONS



*Additional charges apply





Colours may vary slightly depending on your viewing device.




MDF DOORS

COLOURS


We use the highest quality Medium Density Fiberboard (MDF) available. It is a high grade composite material made from recycled wood. Its unmatched dimensional stability makes it the best choice for painted surfaces.




White



Cream



Antique White



Grey White



Grey



Willow


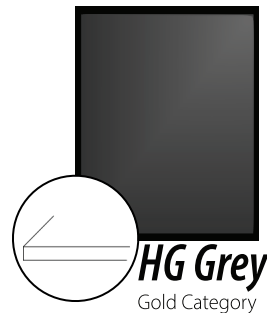
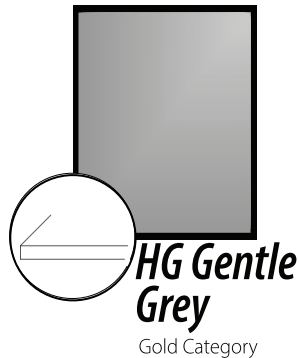


Custom*

Colours may vary slightly depending on your viewing device.




POLYMER DOORS

Polymer surfaces provide the most durable and scratch resistant gloss finish available. Superior to vinyl by a wide margin, Polymer doors are the perfect choice for a clean, modern look.






Colours may vary slightly depending on your viewing device.

Nextek doors feature a new polymer laminate material that is superior to all known cabinet finishes. More affordable, consistent and durable than wood or vinyl, it is highly resistant to heat, chemicals and scratching.



VELOUR TOUCH DOORS

Featuring a smooth, shine-free finish, these shaker style doors are also manufactured in Alberta and provide that matte finish that adds class to any room. This is the latest in design choices that are easy to clean.




Superior to vinyl, Thermally Fused Laminate is a composite laminate material of exceptional hardness. Inexpensive, durable and beautiful, laminate doors come in a wide variety of colours, textures and edge treatments.



Navin - Colour Match

1mm Edged Tape



Karen - Black

2mm Edged Tape




Karen - White


2mm Edged Tape

COLOURS OPTIONS

Silver Category



Black Rio



Cannes




Cassis



Chill



Driftwood




Haze



Latitude North



Mistral



Monaco



Silva



Skye




Storm




White Rio


Bronze Category




Antique White



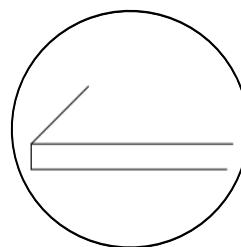
Del Maple



Custom Grey





White





Edge Profile


KITCHEN UPPER


Full Height Door	
T1230 (12"W 30"H) T1530 (15"W 30"H) T1830 (18"W 30"H)	
T1236 (12"W 36"H) T1536 (15"W 36"H) T1836 (18"W 36"H)	
*39"H Available by special order	


Small Door	
T1213 (12"W 13"H) T1513 (15"W 13"H) T1813 (18"W 13"H)	


Angled Corner	
TA2430 (24 x 24"W x 30"H) TA2436 (24 x 24"W x 36"H)	
39"H available by special order.	


Full Height Doors	
T2430 (24"W 30"H) T3030 (30"W 30"H) T3630 (36"W 30"H)	
T2436 (24"W 36"H) T3036 (30"W 36"H) T3336 (33"W 36"H)	
39" & 42"H by special order.	

Small Doors	
T2413 (24"W 13"H) T3013 (30"W 13"H) T3313 (33"W 13"H) T3613 (36"W 13"H)	
T2419 (24"W 19 1/4"H) T3019 (30"W 19 1/4"H) T3319 (33"W 19 1/4"H) T3619 (36"W 19 1/4"H)	

Over Fridge Cabinet (23 1/2" Deep)	
T3013ED (30"W 13"H) T3313ED (33"W 13"H) T3613ED (36"W 13"H)	
T3019ED (30"W 19 1/4"H) T3319ED (33"W 19 1/4"H) T3619ED (36"W 19 1/4"H)	


Microwave Box	
24"W or 30"W	
Shelf depth 17"	


Upper Wine Cubby (12 5/8"D)	
6"W	
24 - 39"H	


NicNac Shelf (12 5/8"D)	
9"W	
24 - 39" H	


Custom Sizes Available Upon Request.


KITCHEN LOWER


Full Height Door	
B12 (12"W) B15 (15"W) B18 (18"W)	


Full Height Doors	
B24 (24"W) B30 (30"W) B36 (36"W)	


Blind corner	
BC36 (36"W)	
Door & panel come in various heights	
Door can be on either side	


Door & Drawer	
BD12 (12"W) BD15 (15"W) BD18 (18"W)	


Door & Drawers	
BD24 (24"W) BD30 (30"W) BD36 (36"W)	


Sink Panel	
BSP24 (24"W) BSP30 (30"W) BSP33 (33"W) BSP36 (36"W)	


90-Degree Corner Bifold Door	
BK3333 (33"x 33"W) BK3636 (36"x 36"W) BK3939 (39"x 39"W)	

90-Degree Corner Drawer Bank	
BK3636 Drawers (36" x 36"W)	
*This cabinet cannot be cut down	

3 Drawers	
B3D15 (15"W) B3D18 (18"W) B3D24 (24"W) B3D30 (30"W) B3D36 (36"W)	


Angled Corner	
BA3939 (39" x 39"W) BA4242 (42" x 42"W)	


Angled Corner Sink Panel	
BASP3939 (39" x 39"W) BASP4242 (42" x 42"W)	



Base Wine Cubby (12 5/8" Deep)	
12" D wine base cabinet with kick box	


Custom Sizes Available Upon Request.


VANITIES


Door and Drawer	
VD12 (12"W) VD15 (15"W)	

3 Drawer	
V3D12 (12"W) V3D15 (15"W)	

Vanity Skirt Drawer (7 1/4"H)	
1 Drawer VDSKIRT24 (24"W)	
2 Drawers VDSKIRT30 (30"W) VDSKIRT36 (36"W)	


Standard Sink Panel	
VSP24 (24"W) VSP30 (30"W) VSP33 (33"W) VSP36 (36"W)	


Doors & Drawers Sink Panel	
VSD36 (36"W) Drawers can be on either the left or right	


Overjohn (8" D)	
Convert standard upper cabinet into overjohn Heights and widths vary	

Custom Sizes Available Upon Request.

PANTRIES


Full Height Door	
P1284 (12"W 84"H) P1584 (15"W 84"H) P1884 (18"W 84"H) P1290 (12"W 90"H) P1590 (15"W 90"H) P1890 (18"W 90"H) 93"H Available by special order	


Full Height Doors	
P2484 (24"W 84"H) P3084 (30"W 84"H) P3684 (36"W 84"H) P2490 (24"W 90"H) P3090 (30"W 90"H) P3690 (36"W 90"H) 93"H Available by special order	


Appliance Pantry	
Converts a standard pantry to include an appliance frame Appliance specs are required Bottom section can be either pair doors or set of drawers	

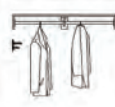
Custom Sizes Available Upon Request.

CLOSETS

Upper	
WT24 (24"W 43 7/8"H 14"D)	

Lower	
WB24 (24"W 46 1/8"H 20 1/2"D)	


4 Drawer	
WB4D24 (24"W 46 1/8"H 20 1/2"D)	


Closet System	
Rod Flange Mid Support Closet Shelf Belt Rack	


Custom Sizes Available Upon Request.


ADDITIONAL ITEMS


With a great variety of customization options, you can make your new cabinetry even more effective. Giving yourself the style and functionality to keep your life in order.


Pull Out Organizer	
Available for B9-B12 base cabinets. Soft Close unavailable for organizer.	

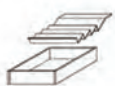
Pull Out Shelf	
Featuring Soft Close Side. Typically added to Base or Pantry cabinets.	


Pull Out Recycling Bins	
Available for B15 - B18 or BD15 - BD18 base cabinets. 18" wide cabinets will receive 2 bins. Cabinets less than 18" will receive 1 bin.	


Kick Drawer	
Drawer installed at bottom of cabinet, with sidemount slider. Soft Close unavailable for this option.	


Wire Tray Dividers	
Wire tray divider, fixed into cabinet. Available for base units and extended depth in upper cabinets.	

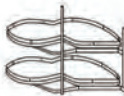
Drawer Divider	
Melamine divider added to drawer box.	


Spice Tray	
Available for most drawer sizes. trimmed to fit drawer width.	


Cutlery Tray	
Available for base cabinets B12-B24. Tray sections vary based on drawer box size.	

Tilt Tray	
Available for vanity sink cabinets. Minimum 27" wide cabinet required.	


Lazy Susan	
Tray moves independently. Available for Base Corner units BK3333-BK3636	


Blind Corner Pull Out (Lemans)	
Pull Out unit for 36" Blind Corner unit. Door size must be 17 7/8".	

Sink Drawer	
Available for Vanity Sink cabinets. Minimum 27" wide cabinet required.	

Shoe Pull out


Shoe Shelf


Stemware Holder


Counter Support


Without Photos	
Perma Bumpers	Deluxe Hinges & Slides
Glass Inserts	Premium Edges

Custom Sizes Available Upon Request.

GLASS DOORS

In keeping with our theme of customization, add a touch of elegance and class -- with glass! Available in two thicknesses and a variety of styles to choose from. Each style also available as tempered glass.

REGULAR GLASS



Pinhead




3mm Clear



Rain

SPECIAL GLASS



Delta Frost




Glue Chip



Grey Tint



Krinkle



Satin Etch

DOOR HANDLES

Complete your cabinetry's new look with our large variety of handles. Stocking handles are ready on site and special order handles will be ready between 3-4 weeks depending on style and amount needed.

STOCKING



BP10734900
(Matte Black)



BP8041195
(Brushed Nickel)



33205195
(Brushed Nickel)



BP7438096195
(Brushed Nickel)



BP9161196195
(Brushed Nickel)



BP6501791
(Black Nickel)



BP820128195
(Brushed Nickel)



16338195
(Brushed Nickel)



BP821128195
(Brushed Nickel)



BP650128195
(Brushed Nickel)



650020128195
(Brushed Nickel)



BP56325128195
(Brushed Nickel)



305128195
(Brushed Nickel)



BP805128195
(Brushed Nickel)

SPECIAL ORDER



BP811128195
(Brushed Nickel)



2955184832
(Matte Nickel)



BP2323128195
(Brushed Nickel)



BP5016128BORB
(Brushed Oil-
Rubbed Bronze)



BP5016128195
(Brushed Nickel)



BP2606128195
(Brushed Nickel)



BP2606128143
(Antique Nickel)



BP2606128BORB
(Brushed Oil-
Rubbed Bronze)



BP2606128CBRZ
(Chocolate Bronze)



BP2606128160
(Satin Brass)



51278128195
(Brushed Nickel)



51278128BORB
(Brushed Oil-
Rubbed Bronze)



51278128180
(Polished Nickel)



51278128143
(Antique Nickel)

Additional Handles Available